

ASCENT™ SERIES



ASCENT BY STRONG SPAS

All the luxury, but with a softer silhouette, the Ascent Series from Strong Spas features our Extreme Performance Fabric Cover with built-in ULTRA STRONG® cover lift technology. Oversized and engineered for supreme energy-efficiency, this cover further enhances the stress-reducing benefits of your spa investment.

So easy to open and close, no other soft cover can compare.



ASCENT SPAS BY STRONG SPAS



LED WATER COLUMNS



LED INSIGNIA HEADRESTS

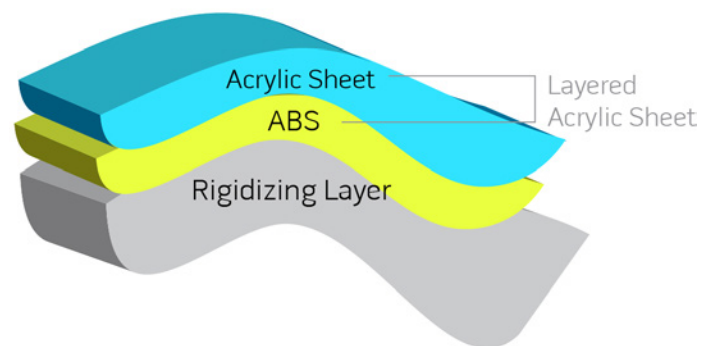


TWO-TONE STAINLESS STEEL
ADJUSTABLE JETS

UV/O3 SANITATION

By exposing ozone-infused water to UV, you'll enjoy a better clean that is one million times faster than traditional oxidizers. This all-natural antibacterial spa cleaning method eliminates chemical by-products.

STRONG-BOND® SPA SHELLS




- One of the industry's strongest and thickest triple-layered shell designs
- Co-extruded ABS laminate allows for better color consistency and dramatic reduction in delamination
- No roll-out air pocket issues
- Sag resistant
- Exothermal adhesion of rigidizing layer
- Styrene-Free! Environmentally-friendly process vs fiberglass which emits toxic VOCs



ASCENT™ SERIES	DE-AL60 / DE-A60	DE-AL50 / DE-A50	DE-AL40 / DE-A40
Spa Body Dimensions WxLxH (inches)	91x91x36	85x85x36	74x74x36
Dry Weight	950 lbs.	900 lbs.	600 lbs.
Filled Weight	4963 lbs.	4244 lbs.	3108 lbs.
Seats	6-7	5-6	5-6
Jets	60 Jets	50 Jets	40 Jets
Seating	Single-Lounger or Non-Lounger	Single-Lounger or Non-Lounger	Single-Lounger or Non-Lounger
Cool-Down Seat	1	1	1
Entry Step	Yes	Yes	Yes
Water Capacity	Approx. 480 USG	Approx. 400 USG	Approx. 300 USG
High-Efficiency Pump 1	5BHP Dual-Speed	5BHP Dual-Speed	5BHP Dual-Speed
High-Efficiency Pump 2	5BHP Single-Speed	5BHP Single-Speed	NA
Stainless Steel True Heater	4kW	4kW	4kW
Operating Voltage	240V	240V	240V
LED Water Column Feature	Triple	Triple	Double
Filtration, Telescopic Floating Weir	50 sq ft	50 sq ft	50 sq ft
Whisper Quiet Sound Insulation	Standard	Standard	Standard
Industrial-Strength Galvanized Steel Frame	Standard	Standard	Standard
DURA-BASE® Foundation	Standard	Standard	Standard
Cabinets: • Coastal Gray • Mocha Brown	Standard	Standard	Standard
Strong-Bond Shell: Sterling Silver	Standard	Standard	Standard
Exterior Sconce LED Package	Standard	Standard	Standard
Interior LED Package	LED Headrests + Underwater LED + LED Controls + LED Cup Holders + Cabinet LEDs	LED Headrests + Underwater LED + LED Controls + LED Cup Holders + Cabinet LEDs	LED Headrests + Underwater LED + LED Controls + LED Cup Holders + Cabinet LEDs
UV/Ozone Dual Sanitation System	Standard	Standard	Standard
Oversized Extreme Performance Fabric Cover (Manual) with Stainless Steel Integrated ULTRASTRONG™ Cover Lift	Standard	Standard	Standard
Sound System: Bluetooth-Ready, Subwoofer, 2 Shell Speakers	Optional	Optional	Optional
Acrylic Shell Color Upgrade: • Tuscan Sun • Storm Clouds • Midnight Canyon	Optional	Optional	Optional

ASCENT BY STRONG SPAS

ASCENT STANDARD FEATURES




DURA-BASE®
INDUSTRY'S THICKEST AND STRONGEST BASE
INTEGRATED WITH OUR GALVANIZED STEEL FRAME
Engineered to be superior from the ground up, an industrial-grade galvanized steel frame is integrated into our patented DURA-BASE. Impermeable and pest-resistant, DURA-BASE creates a thermal barrier and provides even load distribution. Only minimal site preparation is required.




EXTREME PERFORMANCE FABRIC COVER
WITH ULTRASTRONG® MANUAL LIFTER SYSTEM
Strong Spas' innovative, patented, integrated cover technology is our legacy and crowning achievement. Robust, stainless steel hardware anchors our Extreme Performance Fabric Cover with integrated ULTRASTRONG® Manual Lifter System. This cover is so easy to open and close it is the solution to all spa cover worries.


ASCENT SPA SHELL FINISHES




STERLING SILVER
STANDARD



TUSCAN SUN
UPGRADE




STORM CLOUDS
UPGRADE




MIDNIGHT CANYON
UPGRADE

ASCENT CABINET FINISHES



COASTAL GRAY



MOCHA BROWN

ASCENT OPTIONAL FEATURE



BLUETOOTH
SOUND SYSTEM

