


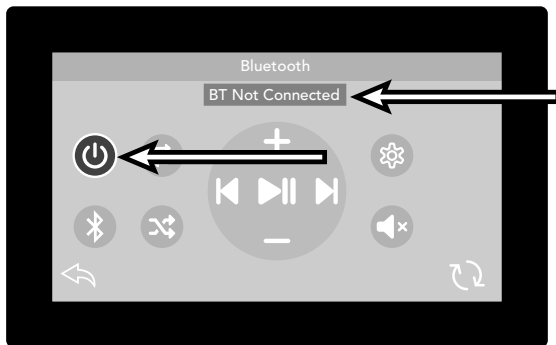
Bluetooth Stereo Pairing Instructions

Premium Sound System with Four Transducers and Two Shell Speakers (bba™3 amplifier)

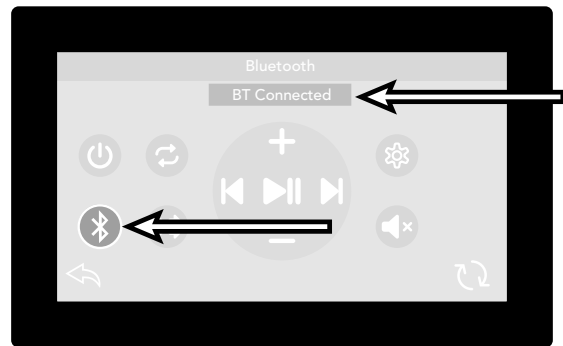
1. Power up the spa.
2. On the main screen, press the music button to enter the Bluetooth screen. The music button may not appear if the system does not detect the bba3 amplifier. *If the system is not detecting the bba3 amplifier, first confirm that your spa has one equipped. If the bba3 amplifier is present and the system still doesn't detect it, contact Technical Support.*



3. On the Bluetooth screen, press the power button to turn on the bba3 amplifier. The message "BT (Bluetooth) Not Connected" will appear when your smart device is not connected or paired with the bba3 amplifier.



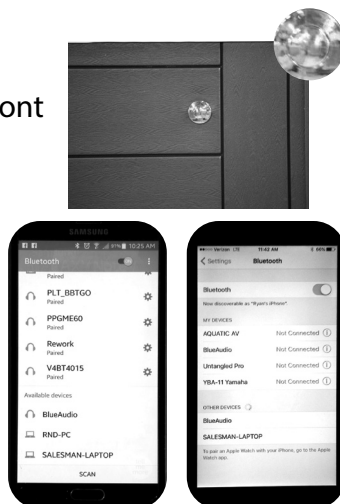
4. On your smart device, turn on Bluetooth functionality.
5. On your smart device, search for Bluetooth devices. Make sure the smart device is close enough to the spa to pair with the bba3 amplifier. NOTE: bba3 operates up to 100 feet in the open air. The actual range can vary dependent on the installation and environmental factors.
6. On your smart device, select "BBA Spa Music" from the pairing list. If "BBA Spa Music" does not appear, repeat steps 1 – 5.
7. Some smart devices will connect automatically, but for others you will need to select "Connect." Once connected, a white ring appears around the Bluetooth button and "BT Connected" appears at the top of the screen. Play music on your smart device. The connection is complete if the music plays from the speakers in the spa.



IMPORTANT: When your spa loses power, all paired devices are erased from the bba3 amplifier's memory. An error message may appear if your smart device still remembers the bba3 amplifier when trying to reconnect in this situation. You may need to force your smart device to "forget" the bba3 amplifier, then connect to the bba3 amplifier again to avoid the error messages.

Stereo with Two Shell Speakers (Bass Tube Subwoofer)

1. Locate the silver button on the front panel of the spa cabinet exterior.
2. Press the silver button and listen for the tone. The stereo is now in pairing mode.
3. Connect the Bluetooth device by scanning for devices. Select either SC012345 or BlueAudio.
4. SC012345 does not require a pairing code. Pair using code 0-0-0-0 for BlueAudio.



Joyonway P29B70 Bluetooth Audio Amp (FT Series)

1. When the amplifier is powered on, search for "JOYONWAY" on your smart device's Bluetooth menu and make the connection. If prompted for a passcode, use 2-2-8-8.
2. If the amplifier is powered off for at least two minutes, the list of paired devices will be wiped from the amplifier's memory when it is powered back on. You may need to "forget" the amplifier from your list of connected devices and re-connect.